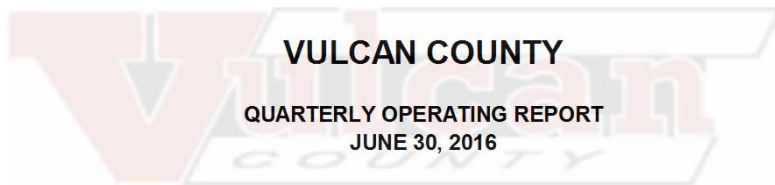




2016 QUARTERLY OPERATING REPORT

PERIOD ENDED JUNE 30, 2016



VULCAN COUNTY
QUARTERLY OPERATING REPORT
JUNE 30, 2016

TABLE OF CONTENTS:

ANALYSIS BY DEPARTMENT - OVERVIEW	2 - 6
BREAKDOWN OF OPERATING REVENUES - DEPARTMENT / TYPE	7
ANALYSIS OF REVENUES BY TYPE:	
NET MUNICIPAL TAXES	8
GOVERNMENT TRANSFERS	9
RETURN ON INVESTMENTS	9 - 10
SALES OF GOODS, RENTS, AND USER CHARGES	10
COMMUNITY AGGREGATE LEVY	11
OTHER REVENUES	11
PENALTIES AND COST OF TAXES	11
BREAKDOWN OF OPERATING EXPENSES - DEPARTMENT / TYPE	12
ANALYSIS OF EXPENSES BY TYPE:	
SALARIES, WAGES, AND BENEFITS	13 - 14
CONTRACTED AND GENERAL SERVICES	14 - 15
MATERIALS, GOODS, AND UTILITIES	16 - 17
TRANSFERS TO LOCAL BOARDS AND AGENCIES	18
INTEREST AND BANK CHARGES	19
OTHER EXPENSES	19

Note:

The quarterly operating reporting includes the financial information for the six (6) months ending June 30th. The actual figures have been compared to the approved budget for the year, and have also been compared to the forecasted figures for the 2nd quarter. The forecasted figures have been estimated based on the approved budget and the timing of the transactions and journal entries (i.e. regular transactions, such as payroll, are based on 50% of the approved budget; whereas, yearend journal entries are only recorded in the 4th quarter)

For display purposes, amortization expense of capital assets has been removed from the departmental expenditures, as this is a non-cash transaction and is only recorded at yearend. The approved budget is also displayed with amortization removed.



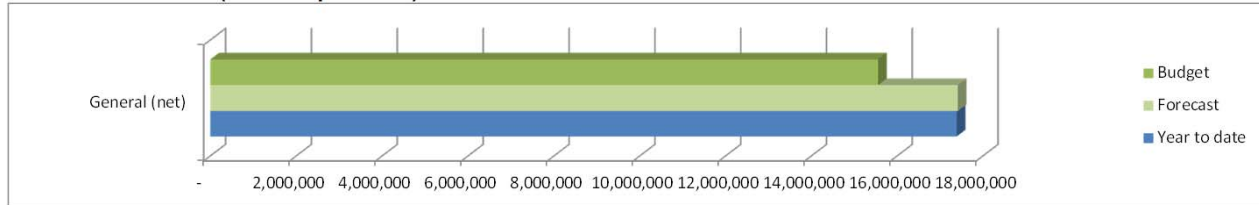
VULCAN COUNTY

QUARTERLY OPERATING REPORT

JUNE 30, 2016

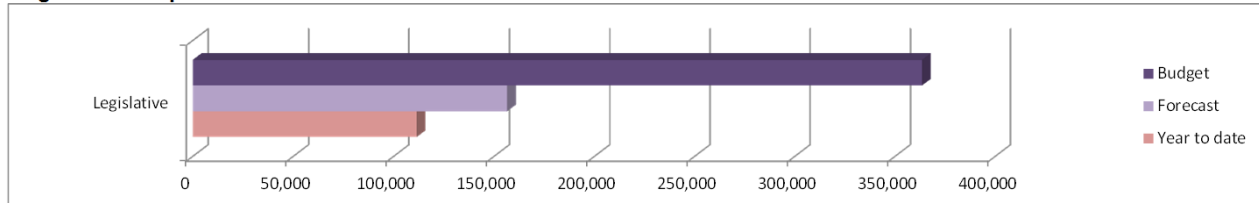
Analysis by Department

General - Revenues (net of requisitions)



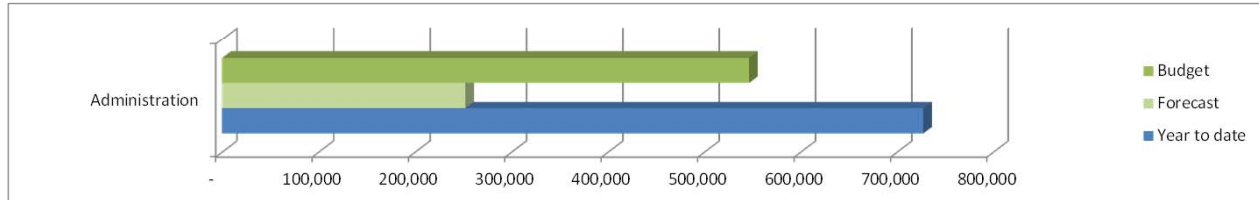
Budget is lower than forecast as the 3rd & 4th quarter school requisitions of approx. \$936,000 per quarter (for a total of approx. \$1,872,000 still to be requisitioned) have not been paid. Year to date net tax revenues are comparable to the forecast.

Legislative - Expenditures



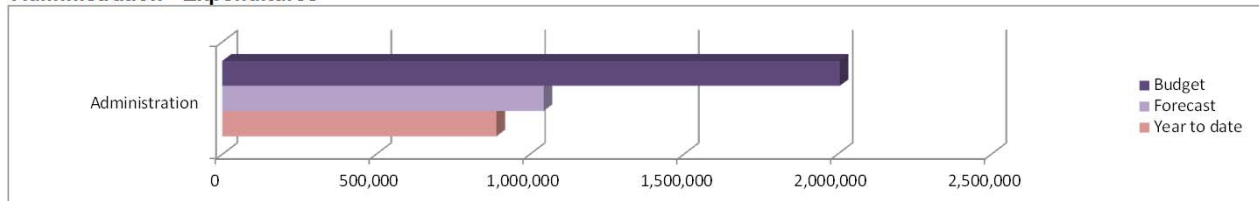
Budget is greater than forecast mostly due to that the forecast is based on a partial year and that some expenditures such as the Council Governance Collaboration consulting costs were not forecasted for the 2nd quarter. Year to date expenses are less than forecast mostly due to some of the Council per diem costs have not been submitted.

Administration - Revenues



Budget is greater than forecast mostly due to that the forecast is based on a partial year and that some revenues such as the tax arrears penalties are only forecasted in the 1st and 4th quarter. Year to date revenues are greater than forecast mostly due to a significant increase in investment income from the approx. \$340,000 gain on the sale of the bond accounts as part of the change in the investment strategies and an increase of approx. \$120,000 in penalties from taxes in arrears (majority from oil/gas companies that defaulted on their property tax payment plans).

Administration - Expenditures



Budget is greater than forecast mostly due to that the forecast is based on a partial year, recognition of prepaid assets in 1st quarter (insurance, software, etc.), and that some entries such as amortization are recorded at yearend. Year to date expenses are less than forecast mostly due to some expenditures that were less than expected and some expenses are still to be incurred. Some of the expenses that were less than expected include salaries and benefits, legal costs, and bank service charges. Some of the expenses that have not incurred yet include some of the building repairs, education/training costs and consulting services.

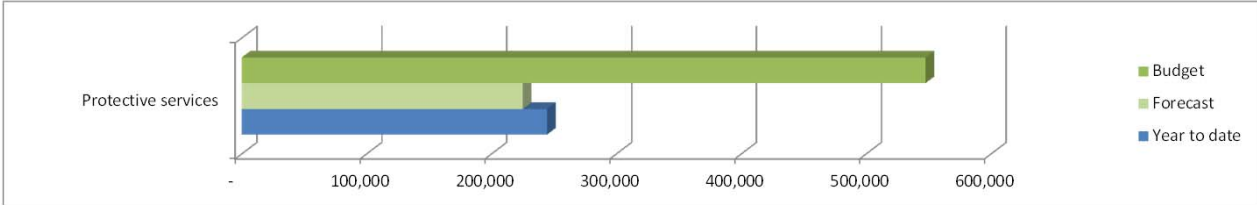


VULCAN COUNTY

QUARTERLY OPERATING REPORT JUNE 30, 2016

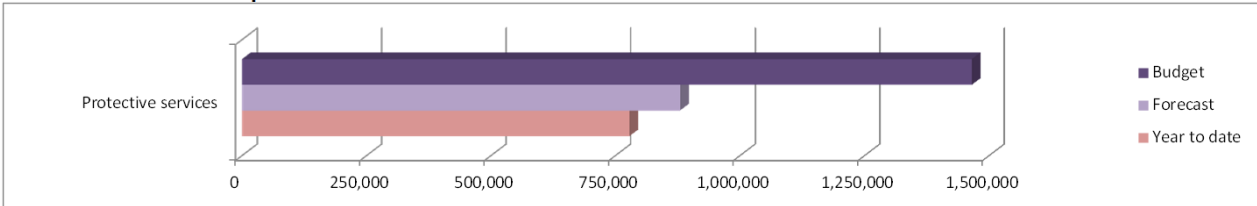
Analysis by Department - continued

Protective Services - Revenues



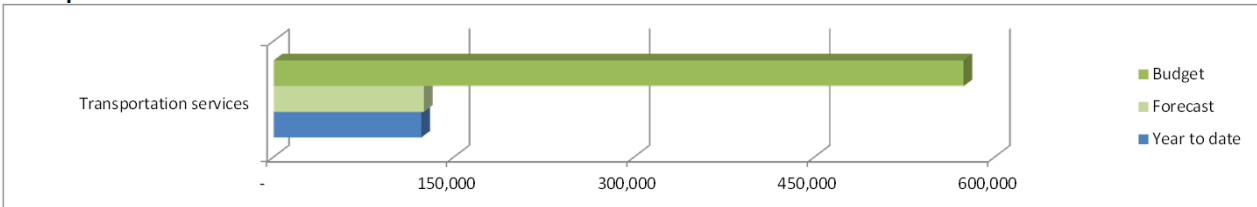
Budget is greater than forecast mostly due to the yearend adjustments for the recognition of the MSI operating and ACP grant funding of approx. \$ 97,300 and that the remaining forecast is based on a partial year. Year to date revenues are greater than forecast mostly due to the RCMP building rent being prepaid for the month of July and some of the cost recovery charges have been higher than expected.

Protective Services - Expenditures



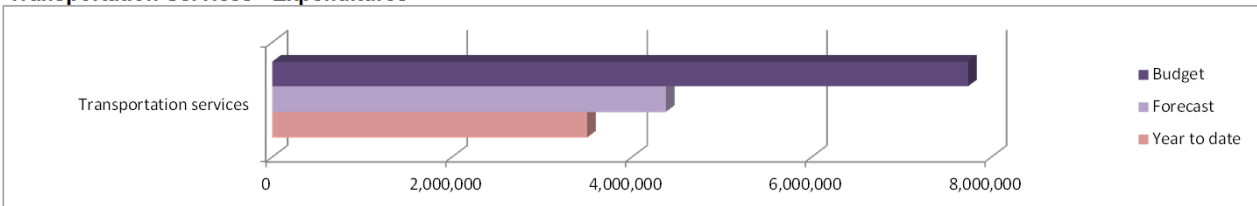
Budget is greater than forecast mostly due to that the forecast is based on a partial year, contributions to the fire districts are made in the 2nd quarter, and that some entries such as amortization and honorariums are recorded in the 2nd and 4th quarter. Year to date expenses are less than forecast mostly due to some expenditures that were less than expected and some expenses are still to be incurred. Some of the expenses that were less than expected include salaries and benefits. Some of the expenses that have not incurred yet include some of the education/training costs, consulting services, and the purchase of tools and supplies.

Transportation Services - Revenues



Budget is greater than forecast mostly due to the FGTF grant funding of approx. \$211,600 and the budgeted Community Aggregate Levy of approx. \$120,000 which are recognized later in the year and that the remaining forecast is based on a partial year. Year to date revenues are comparable to forecast.

Transportation Services - Expenditures



Budget is greater than forecast mostly due to that the forecast is based on a partial year, the gravel and concrete crushing program was started in the 2nd quarter, and that some entries such as amortization are recorded at yearend. Year to date expenses are less than forecast mostly due to some expenditures that were less than expected and some expenses are still to be incurred. Some of the expenses that were less than expected include salaries and benefits due to some vacancies, cost of diesel, cost of tires, and equipment/vehicle repairs. Some of the expenses that have not incurred yet include some purchases of culverts, consulting services, and the purchase of tools and supplies. These reductions were somewhat offset by a write-off of obsolete inventory of approx. \$30,000 for multiple parts accumulated over the years.

VULCAN COUNTY

QUARTERLY OPERATING REPORT

JUNE 30, 2016

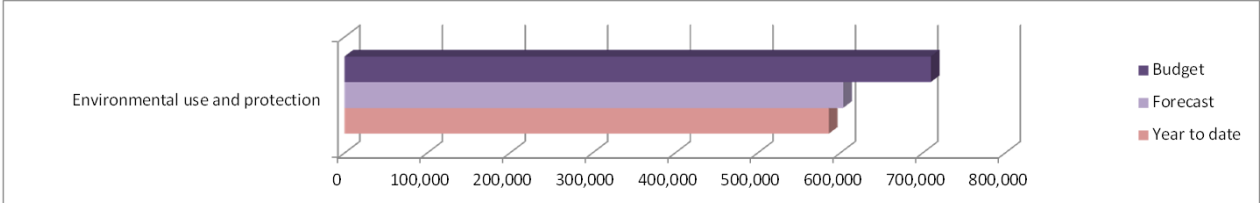
Analysis by Department - continued

Environmental Use and Protection - Revenues



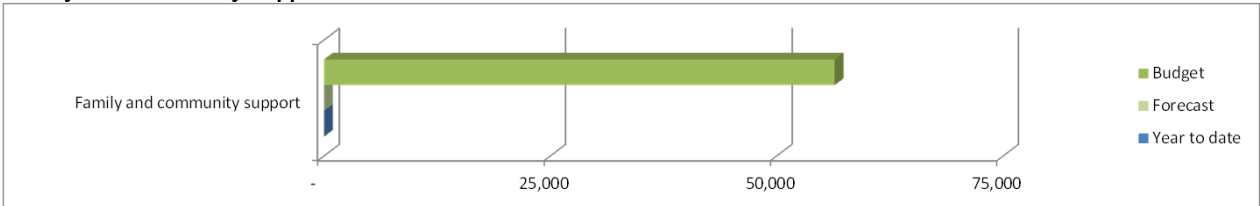
Budget is greater than forecast as the program fees are invoiced in the 3rd quarter. Year to date revenues are comparable to the forecast.

Environmental Use and Protection - Expenditures



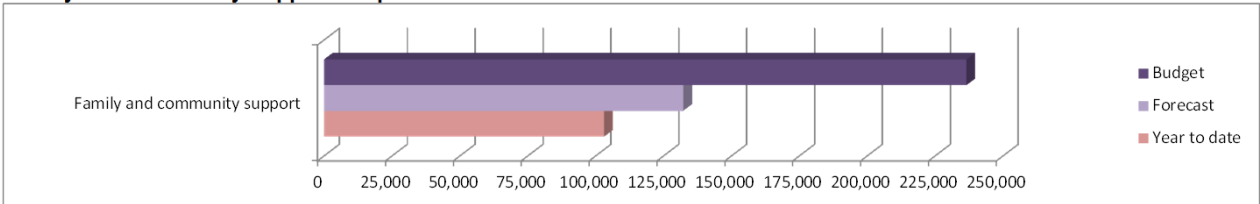
Budget is greater than forecast as the majority of the expenditure relates to the contribution to VDWC and is paid in the 1st quarter, where the remaining expenditures are based on a partial year. Year to date expenses are less than forecast mostly due to some expenditures that were less than expected and some expenses are still to be incurred. Some of the expenses that were less than expected include building repairs and legal costs. Some of the expenses that have not incurred yet include contributions to the water commission.

Family and Community Support - Revenues



Budget is greater than forecast as the Town and Villages share of the Doctor Retention Program are invoiced in the 4th quarter. Year to date revenues are comparable to the forecast.

Family and Community Support - Expenditures



Budget is greater than forecast mostly due to that the forecast is based on a partial year and that the contributions to FCSS are done on a semi-annual basis. Year to date expenses are less than forecast mostly as some of the invoicing has not been received for the Doctor Retention Program.



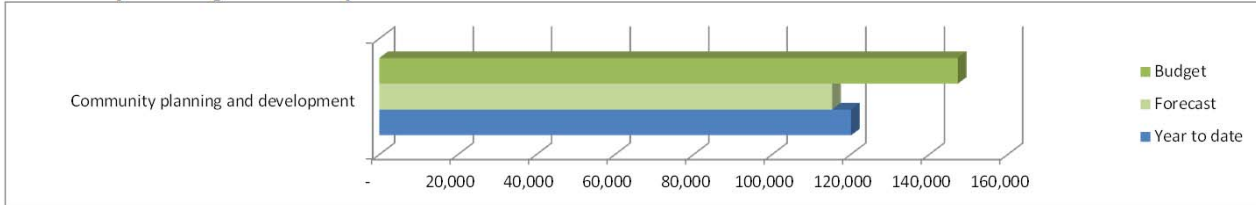
VULCAN COUNTY

QUARTERLY OPERATING REPORT

JUNE 30, 2016

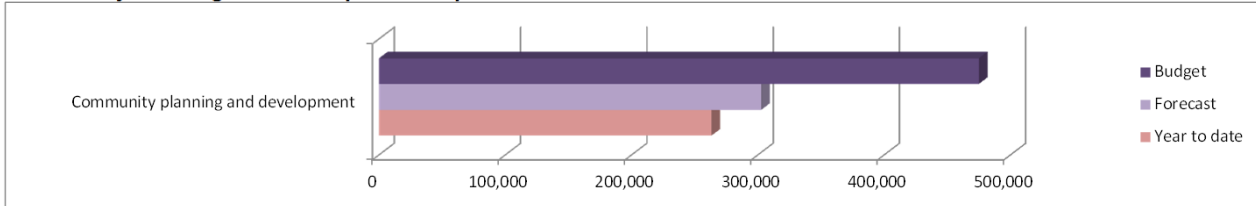
Analysis by Department - continued

Community Planning and Development - Revenues



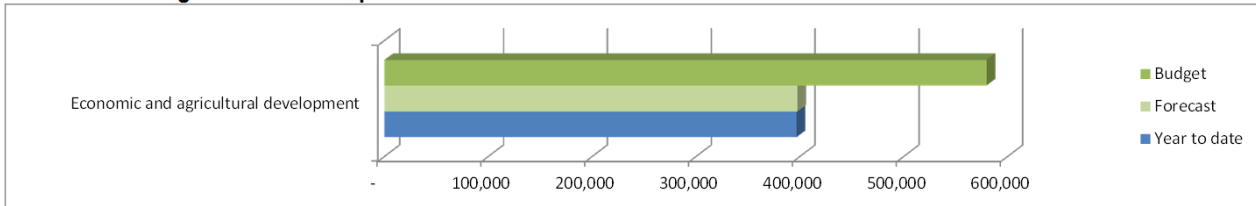
Budget is greater than forecast mostly due to the recognition of the Regional Rural IMDP grant funding of approx. \$83,300 is recognized in the 1st quarter and that the remaining forecast is based on a partial year. Year to date revenues are slightly greater than forecast as the development permit fees received have been slightly greater than expected.

Community Planning and Development - Expenditures



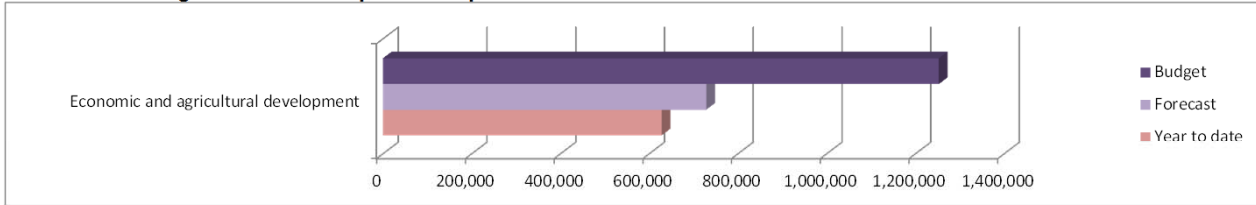
Budget is greater than forecast mostly due to that the forecast is based on a partial year, the Regional Rural IMDP consulting costs were completed in the 1st quarter, and that some entries such as amortization are recorded at yearend. Year to date expenses are less than forecast mostly due to some of the expenses that were less than expected include salaries and benefits, legal costs, and other expenditures.

Economic and Agricultural Development - Revenues



Budget is greater than forecast mostly due to the recognition of the MSI operating grant of approx. \$70,100 for the grant coordinator is recognized in the 1st quarter, the ASB grant of approx. \$168,300 is recognized in the 2nd quarter, and that the remaining forecast is based on a partial year. Year to date revenues are comparable to the forecast.

Economic and Agricultural Development - Expenditures



Budget is greater than forecast mostly due to that the forecast is based on a partial year, that contributions to VBDS and Tourism are in the 2nd quarter, and that some entries such as amortization are recorded at yearend. Year to date expenses are less than forecast mostly due to some expenditures that were less than expected and some expenses are still to be incurred. Some of the expenses that were less than expected include salaries and benefits and cost of fuel/diesel. Some of the expenses that have not incurred yet include some of the contracted services and the purchase of tools and supplies.



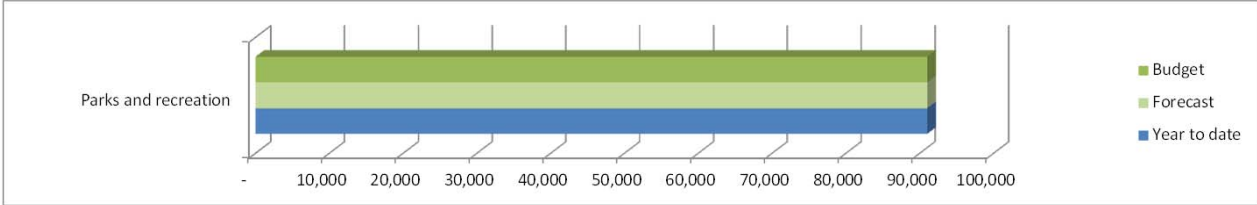
VULCAN COUNTY

QUARTERLY OPERATING REPORT

JUNE 30, 2016

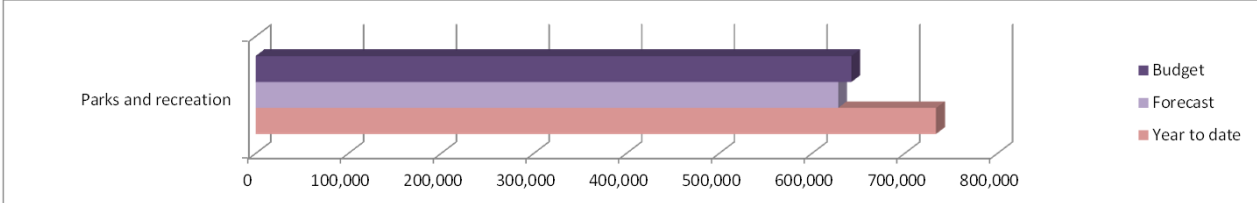
Analysis by Department - continued

Parks and Recreation - Revenues



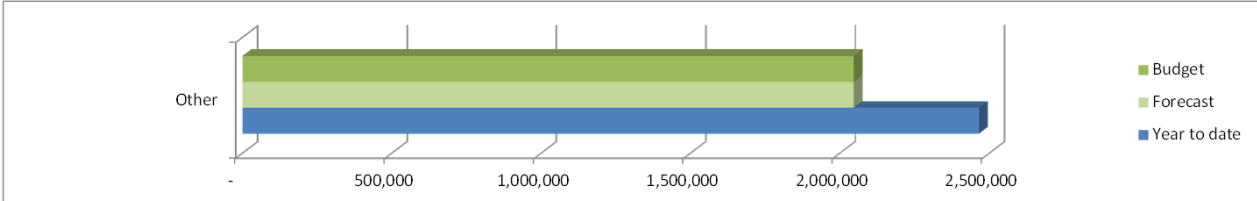
Budget is equal to the forecast as the MSI operating of approx. \$91,000 is recognized in the 2nd quarter when payment to the library is made. Year to date revenues are comparable to the forecast.

Parks and Recreation - Expenditures



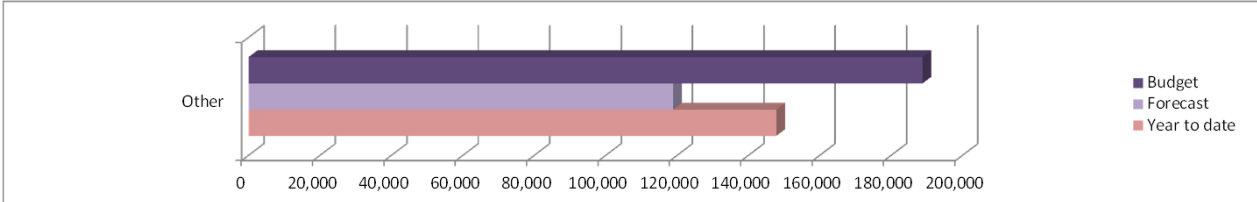
Budget is equal to the forecast as the contributions for recreation/culture and libraries are mostly made in the 2nd quarter and that the library membership is based on a partial year. Year to date expenses are greater than forecast mostly due to payouts of reserves for the Vulcan Regional Food Bank building fund and for the Vulcan Theater.

Other - Revenues



Budget is equal to the forecast as the debenture funding was received in the 1st quarter. Year to date revenues are greater than forecast due to the additional matching funds received from the Town of Vulcan for the Hospital Expansion project.

Other - Expenditures



Budget is greater than forecast mostly due to that some entries such as use of the contingency fund are recorded later in the year and tax write-offs are recorded in the 2nd quarter. Year to date expenses are greater than forecast mostly due to the use of some contingency funds and the additional write-offs for the allowance for doubtful accounts.

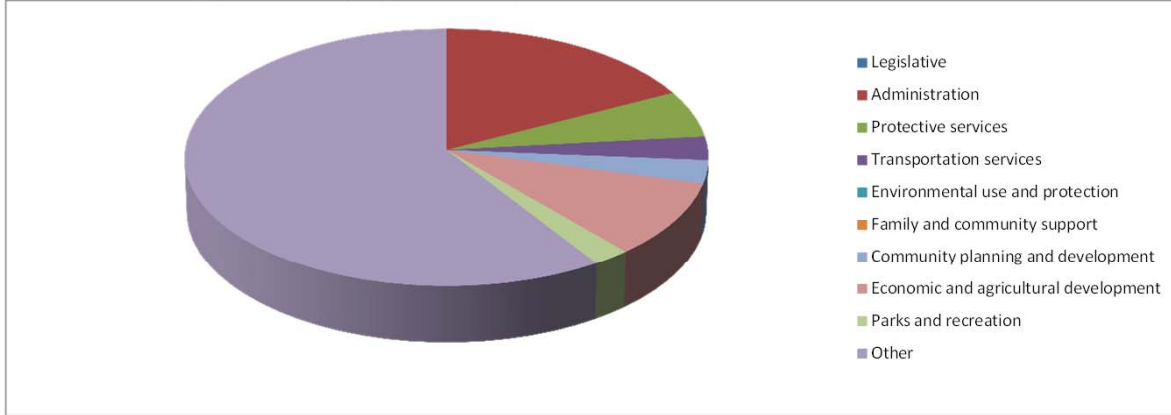


VULCAN COUNTY

QUARTERLY OPERATING REPORT

JUNE 30, 2016

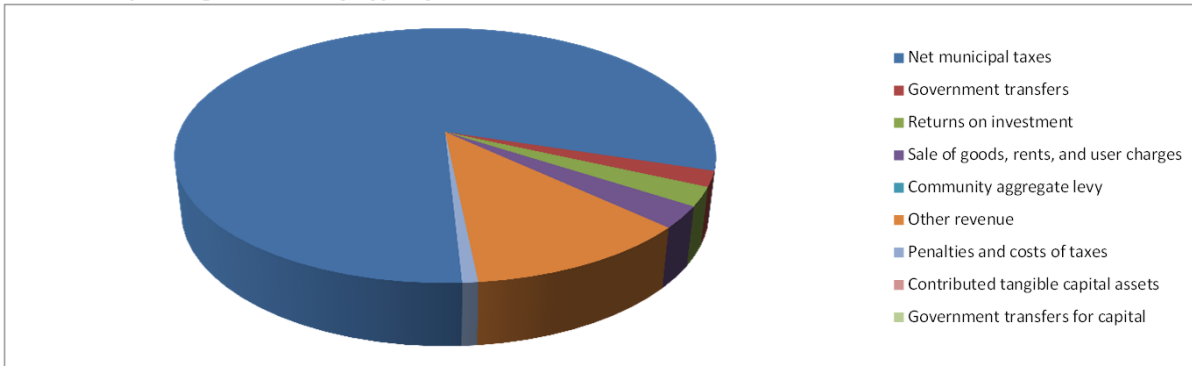
Breakdown of Operating Revenues by Departments - year to date



Department	Budget	Year to date	YTD %
Legislative	50,000	-	0.00%
Administration	546,509	727,424	17.45%
Protective services	547,571	244,394	5.86%
Transportation services	574,192	122,778	2.95%
Environmental use and protection	2,349	-	0.00%
Family and community support	56,407	-	0.00%
Community planning and development	147,332	120,182	2.88%
Economic and agricultural development	579,642	396,857	9.52%
Parks and recreation	91,000	91,000	2.18%
Other	2,046,224	2,465,497	59.15%
	4,641,226	4,168,132	

* excludes general revenues (net municipal taxes) for display purposes

Breakdown of Operating Revenues by Type - year to date



Type of revenue	Budget	Year to date	YTD %
Net municipal taxes	15,552,886	17,385,038	80.66%
Government transfers	797,102	419,722	1.95%
Returns on investment	389,736	514,143	2.39%
Sale of goods, rents, and user charges	1,095,640	591,607	2.74%
Community aggregate levy	120,000	64	0.00%
Other revenue	2,138,248	2,472,521	11.47%
Penalties and costs of taxes	100,500	170,075	0.79%
Contributed tangible capital assets	-	-	0.00%
	20,194,112	21,553,170	

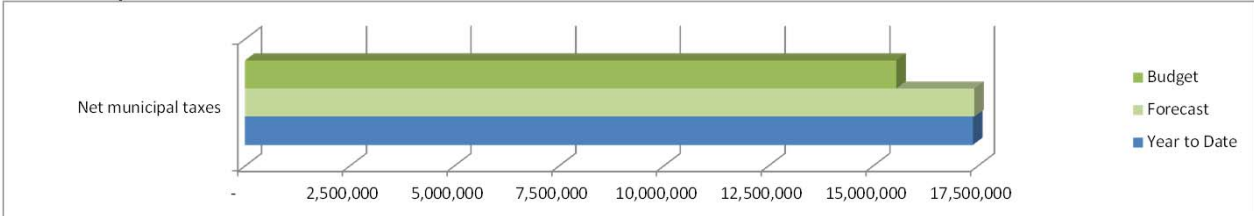
VULCAN COUNTY

QUARTERLY OPERATING REPORT

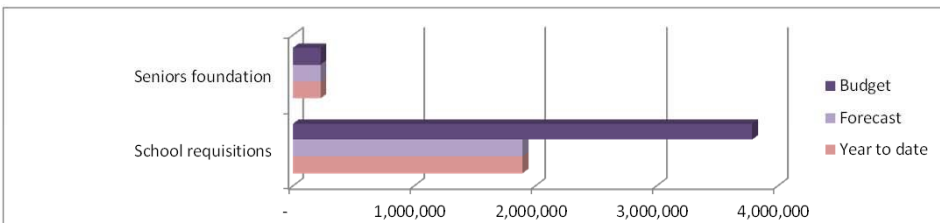
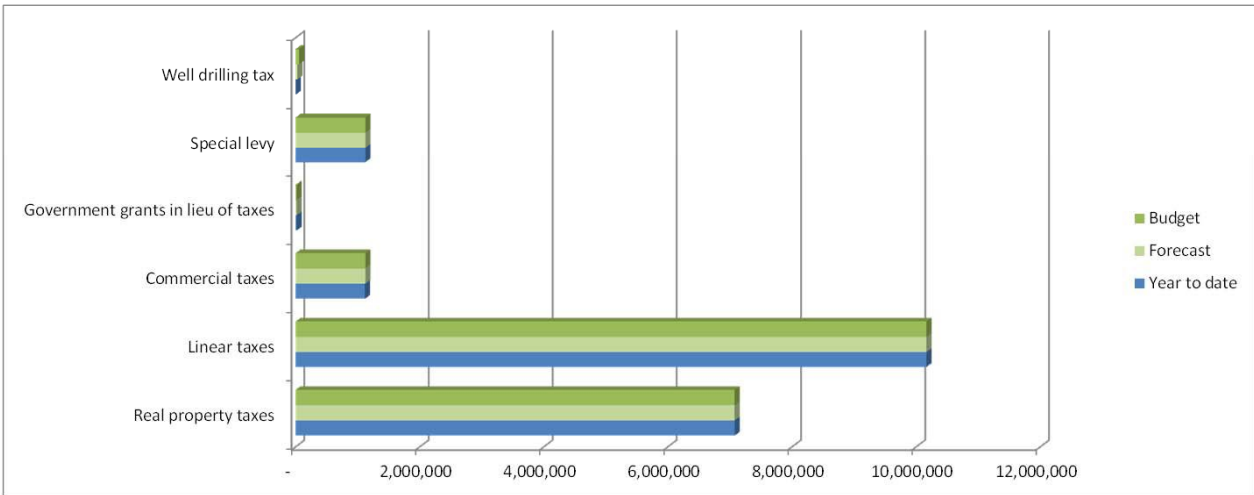
JUNE 30, 2016

Analysis of Revenues by Type

Net municipal taxes



Supplement	Budget	Year to date	Remaining
Real property taxes	7,079,475	7,081,500	(2,025)
Linear taxes	10,169,263	10,162,403	6,860
Commercial taxes	1,124,320	1,118,826	5,494
Government grants in lieu of taxes	16,500	19,141	(2,641)
Special levy	1,124,624	1,124,855	(231)
Well drilling tax	55,000	23	54,977
	19,569,182	19,506,748	62,434
School requisitions	3,789,172	1,894,586	1,894,586
Seniors foundation	227,124	227,124	-
	15,552,886	17,385,038	(1,832,152)



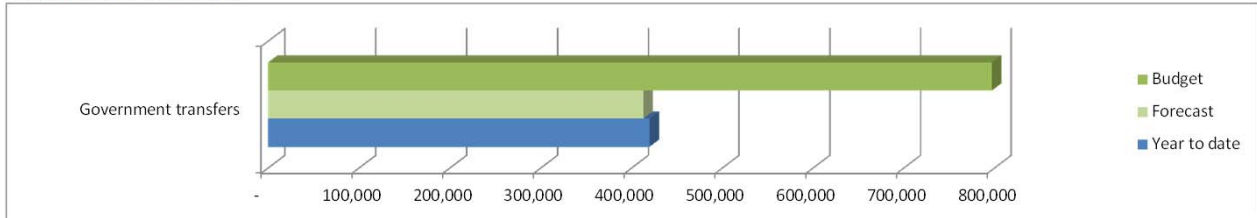
VULCAN COUNTY

QUARTERLY OPERATING REPORT

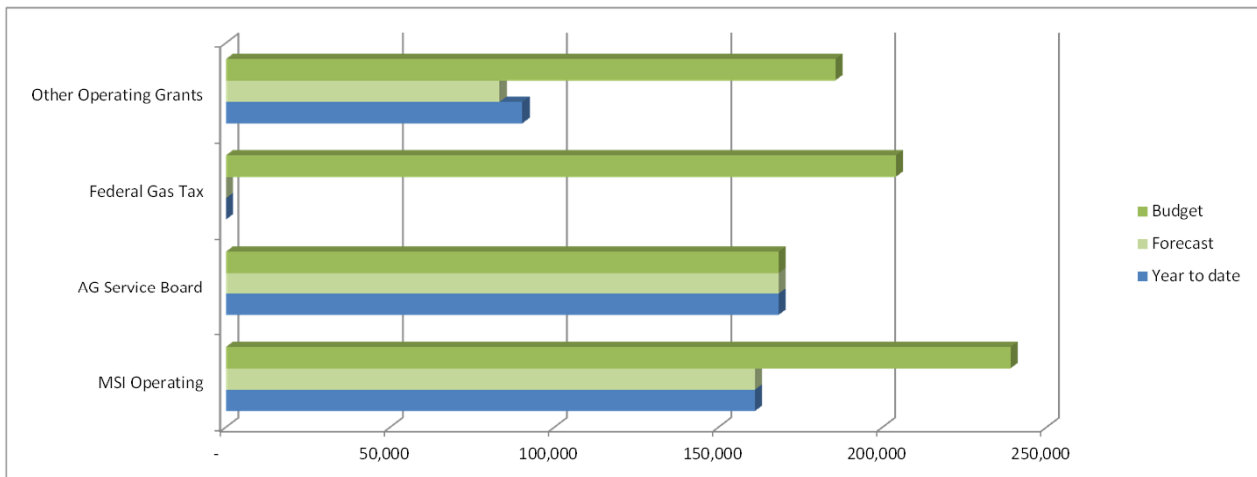
JUNE 30, 2016

Analysis of Revenues by Type - continued

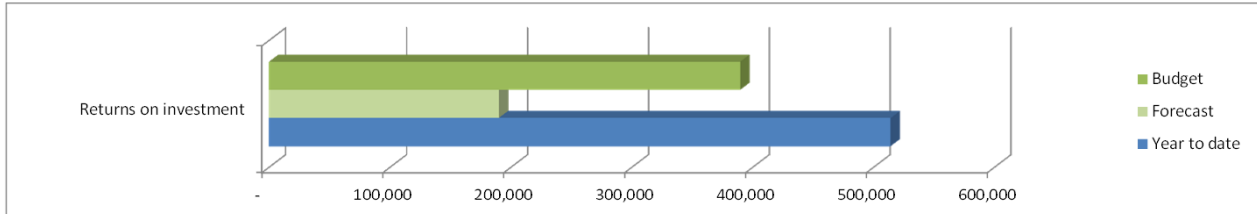
Government Transfers



Supplement	Budget	Year to date	Remaining
MSI Operating	239,038	161,080	77,958
AG Service Board	168,350	168,359	(9)
Federal Gas Tax	204,082	-	204,082
Other Operating Grants	185,632	90,283	95,349
	<u>797,102</u>	<u>419,722</u>	<u>377,380</u>



Return on Investments



Supplement	Budget	Year to date	Remaining
Investment Income	380,000	514,143	(134,143)
Interest on Loan	6,236	-	6,236
Dividends	3,500	-	3,500
	<u>389,736</u>	<u>514,143</u>	<u>(124,407)</u>



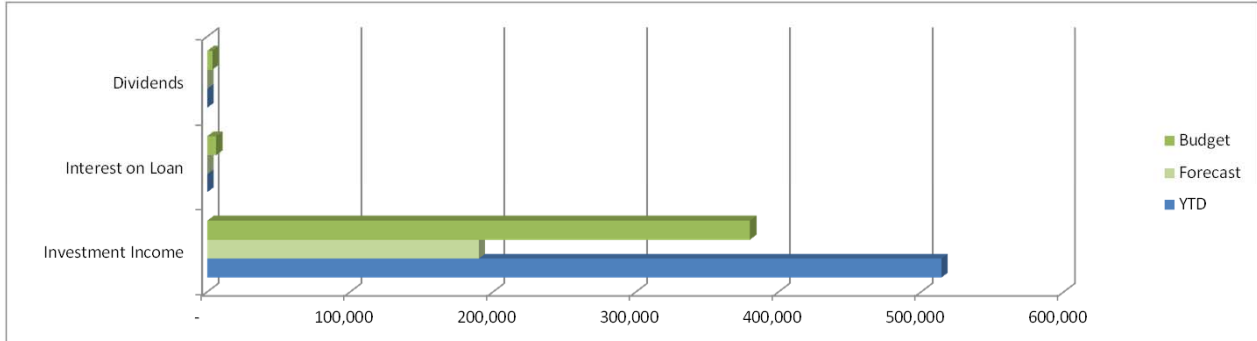
VULCAN COUNTY

QUARTERLY OPERATING REPORT

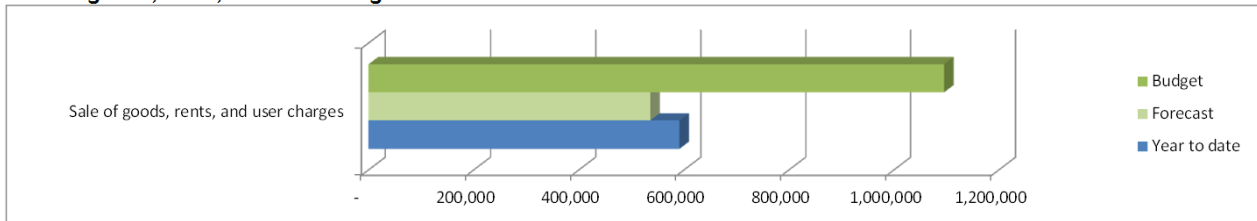
JUNE 30, 2016

Analysis of Revenues by Type - continued

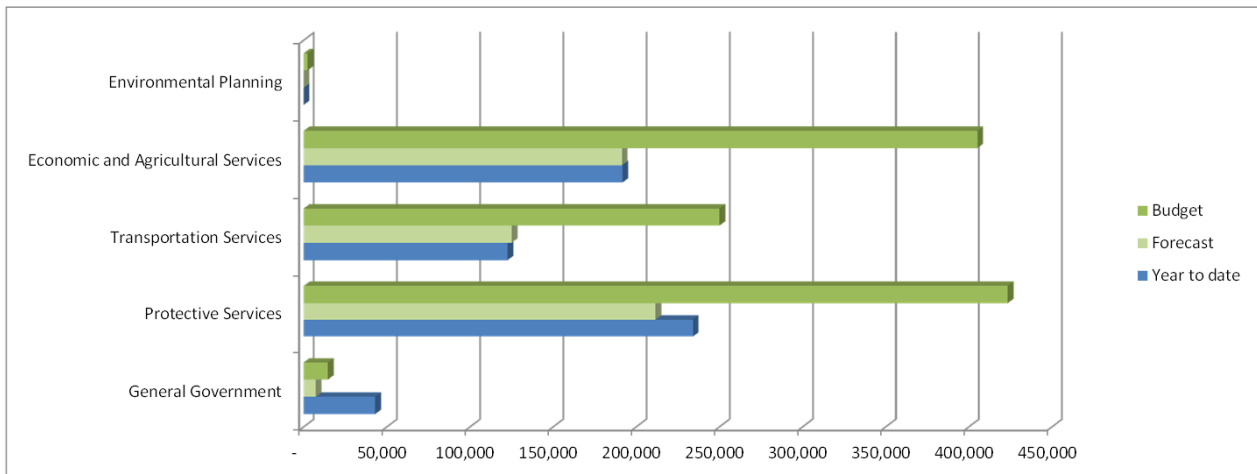
Return on Investments - continued



Sale of goods, rents, and user charges



<u>Supplement</u>	<u>Budget</u>	<u>Year to date</u>	<u>Remaining</u>
General Government	14,600	43,076	(28,476)
Protective Services	423,369	234,051	189,318
Transportation Services	250,110	122,714	127,396
Economic and Agricultural Services	405,212	191,767	213,445
Environmental Planning	2,349	-	2,349
	<u>1,095,640</u>	<u>591,608</u>	<u>504,032</u>



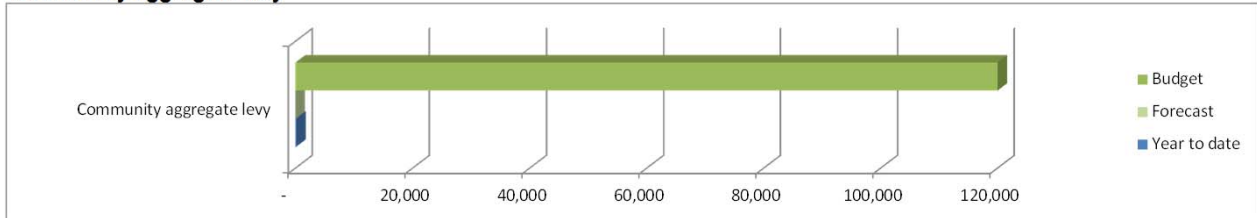
VULCAN COUNTY

QUARTERLY OPERATING REPORT

JUNE 30, 2016

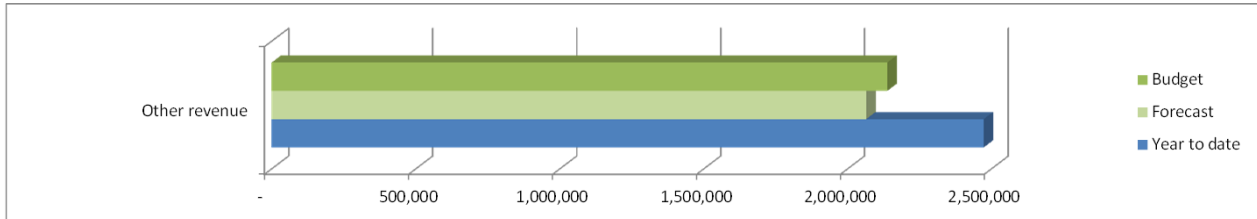
Analysis of Revenues by Type - continued

Community aggregate levy



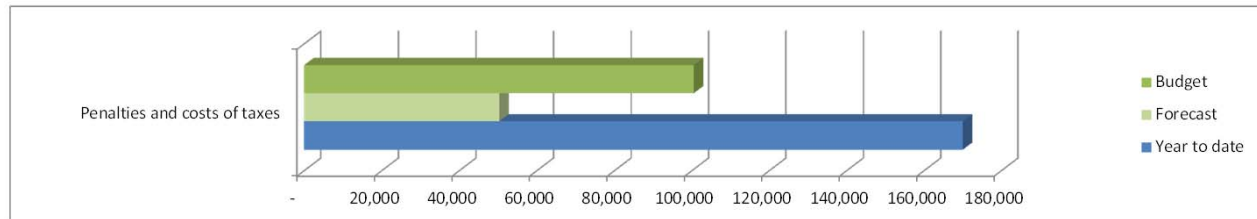
<u>Supplement</u>	<u>Budget</u>	<u>Year to date</u>	<u>Remaining</u>
Community aggregate levy	120,000	64	119,936

Other revenue



<u>Supplement</u>	<u>Budget</u>	<u>Year to date</u>	<u>Remaining</u>
Other revenue	2,138,248	2,472,521	(334,273)

Penalties and costs of taxes



<u>Supplement</u>	<u>Budget</u>	<u>Year to date</u>	<u>Remaining</u>
Penalties on Current Taxes	50,000	(190)	50,190
Penalties on Tax Arrears	50,000	170,265	(120,265)
Penalties on Receivables	500	-	500
	<u>100,500</u>	<u>170,075</u>	<u>(69,575)</u>

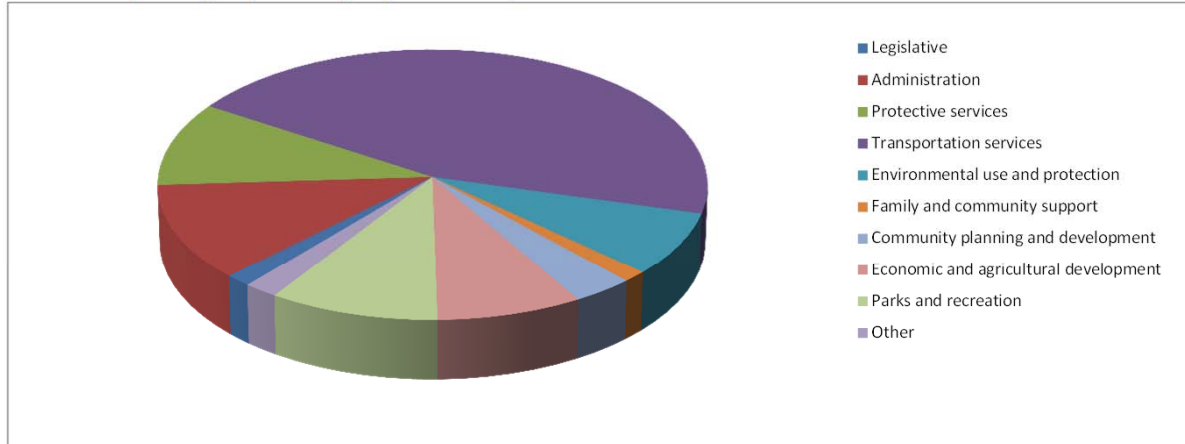


VULCAN COUNTY

QUARTERLY OPERATING REPORT

JUNE 30, 2016

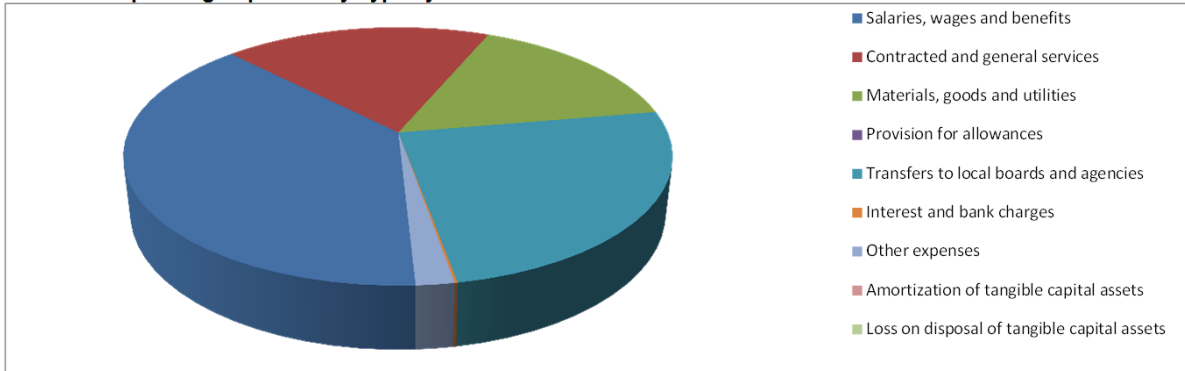
Breakdown of Operating Expenses by Departments - year to date



Department	Budget	Year to date	YTD %
Legislative	363,458	111,499	1.44%
Administration	2,006,552	890,619	11.50%
Protective services	1,465,291	777,914	10.05%
Transportation services	7,739,145	3,499,531	45.20%
Environmental use and protection	709,731	586,369	7.57%
Family and community support	236,646	103,176	1.33%
Community planning and development	474,914	263,379	3.40%
Economic and agricultural development	1,253,147	627,802	8.11%
Parks and recreation	642,737	733,948	9.48%
Other	188,861	147,901	1.91%
Total	15,080,482	7,742,138	

* excludes amortization expenses (non-cash transaction) for display purposes

Breakdown of Operating Expenses by Type - year to date



Type of expense	Budget	Year to date	YTD %
Salaries, wages and benefits	6,969,242	2,978,312	38.47%
Contracted and general services	3,576,381	1,452,921	18.77%
Materials, goods and utilities	4,182,167	1,229,783	15.88%
Transfers to local boards and agencies	1,878,924	1,922,181	24.83%
Interest and bank charges	67,607	11,040	0.14%
Other expenses	198,861	147,901	1.91%
Loss on disposal of tangible capital assets	-	-	0.00%
Machine expenses capitalized	(1,792,700)	-	0.00%
Total	15,080,482	7,742,138	
Amortization of tangible capital assets	4,014,425	-	0.00%
Total	19,094,907	7,742,138	



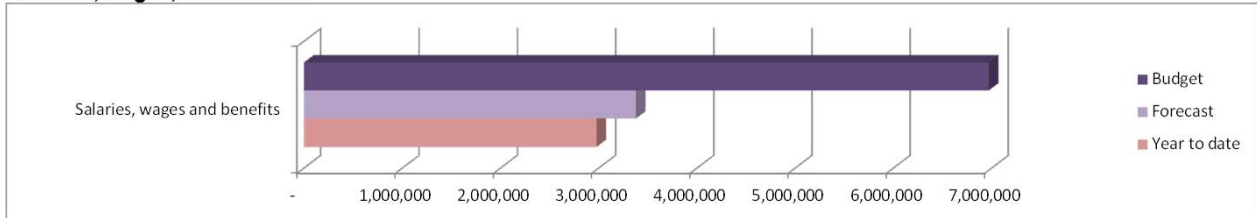
VULCAN COUNTY

QUARTERLY OPERATING REPORT

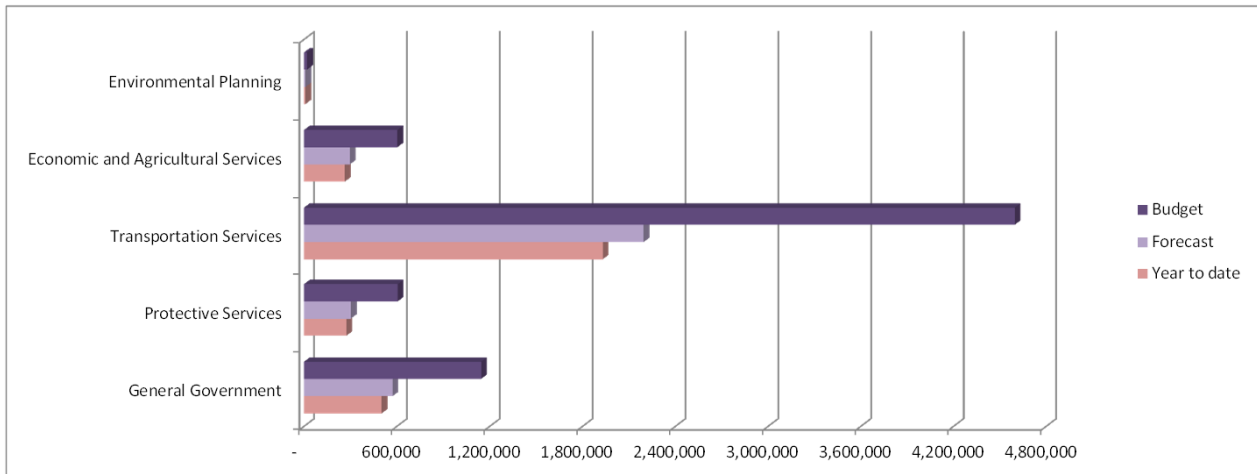
JUNE 30, 2016

Analysis of Expenses by Type

Salaries, wages, and benefits



Supplement	Budget	Year to date	Remaining
General Government	1,144,472	501,601	642,871
Protective Services	605,676	273,259	332,417
Transportation Services	4,596,545	1,931,046	2,665,499
Economic and Agricultural Services	603,029	263,371	339,658
Environmental Planning	19,521	9,035	10,486
Total	6,969,243	2,978,312	3,990,931



Supplement	Budget	Year to date	Remaining
Salaries - Permanent Staff	4,224,710	1,992,654	2,232,056
Overtime - Permanent Staff	211,024	69,730	141,294
Salaries - Seasonal Staff	701,647	237,510	464,136
Overtime - Seasonal Staff	149,488	22,162	127,326
Health and Pension Benefits / WCB	1,458,556	570,722	887,833
Per Diems / Honorariums	223,818	85,533	138,285
Total	6,969,242	2,978,312	3,990,930



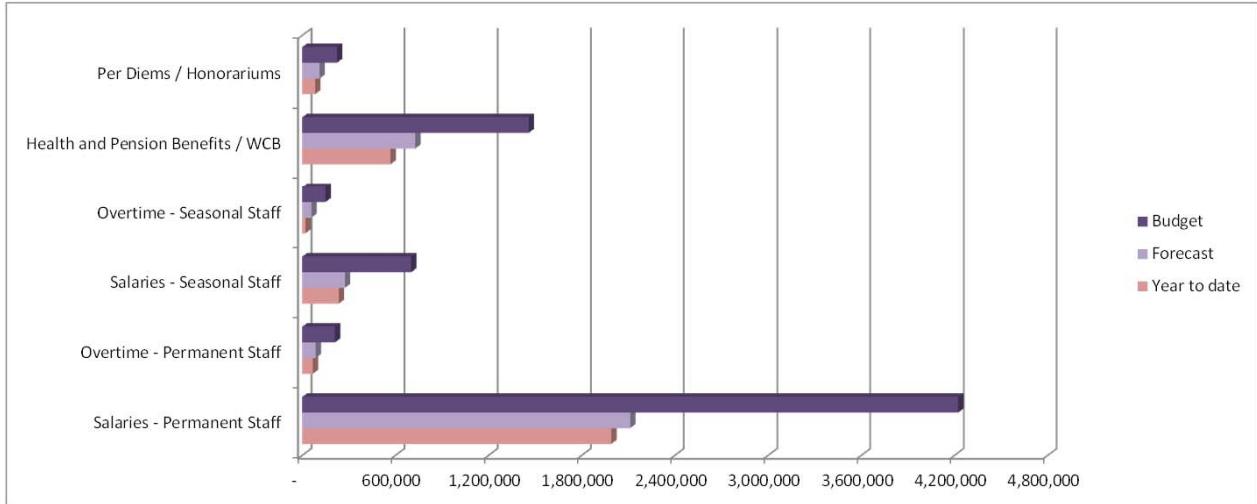
VULCAN COUNTY

QUARTERLY OPERATING REPORT

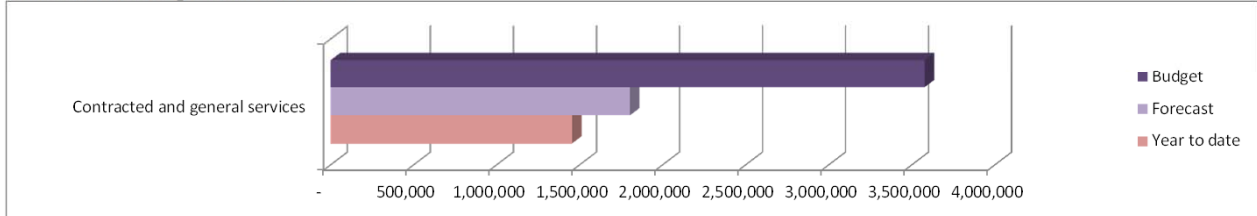
JUNE 30, 2016

Analysis of Expenses by Type - continued

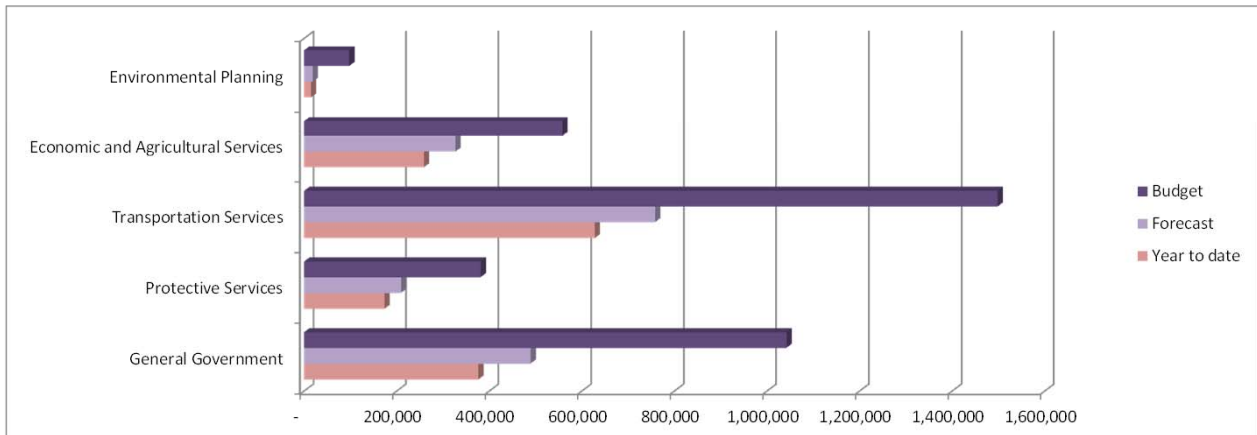
Salaries, wages, and benefits - continued



Contracted and general services



Supplement	Budget	Year to date	Remaining
General Government	1,041,967	376,955	665,012
Protective Services	381,318	174,320	206,998
Transportation Services	1,498,066	628,385	869,681
Economic and Agricultural Services	557,737	258,851	298,886
Environmental Planning	97,293	14,410	82,883
Total	3,576,381	1,452,921	2,123,460



VULCAN COUNTY

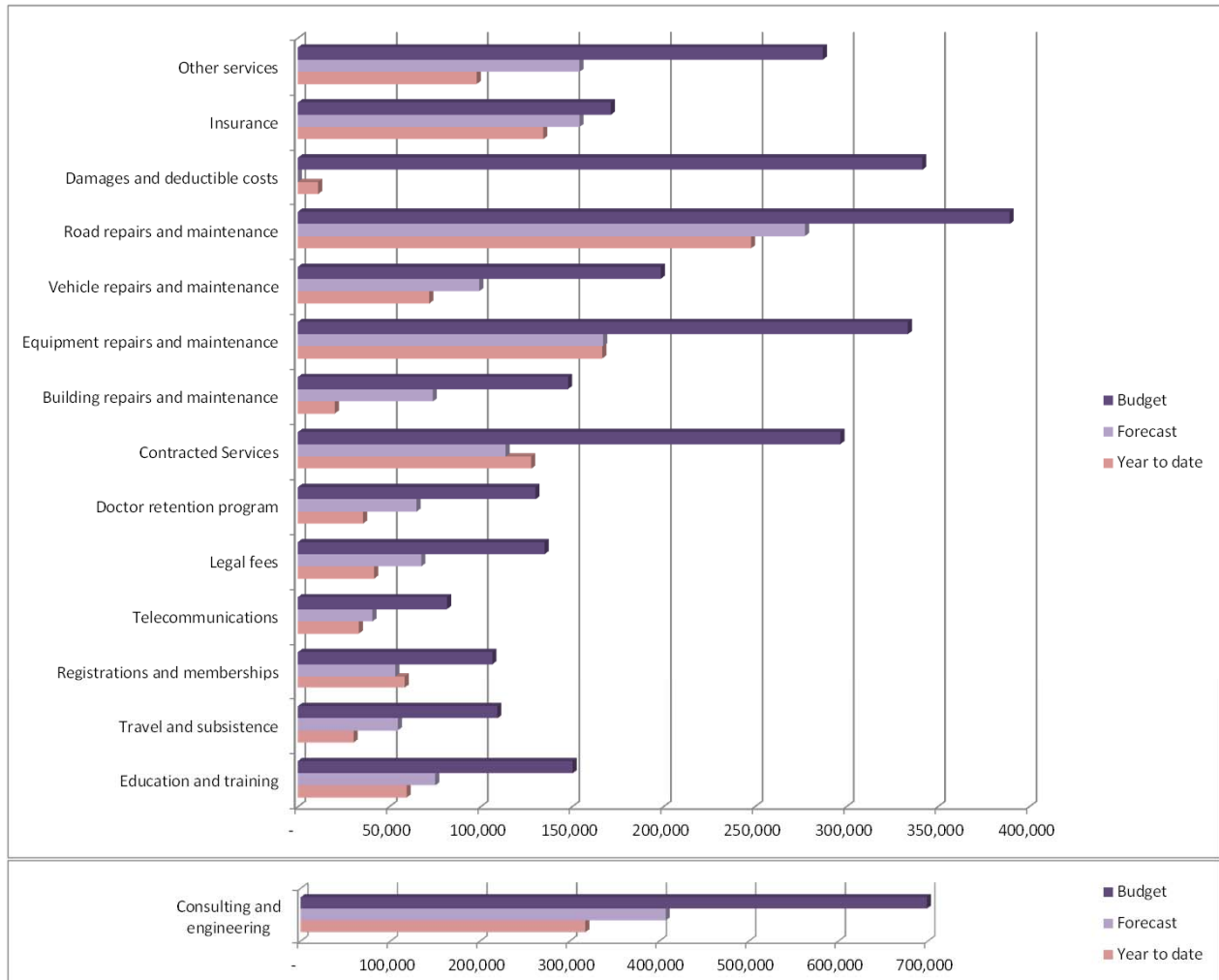
QUARTERLY OPERATING REPORT

JUNE 30, 2016

Analysis of Expenses by Type - continued

Contracted and general services - continued

<u>Supplement</u>	<u>Budget</u>	<u>Year to date</u>	<u>Remaining</u>
Education and training	150,345	59,496	90,849
Travel and subsistence	109,105	30,360	78,745
Registrations and memberships	106,380	58,300	48,080
Telecommunications	81,426	33,224	48,202
Legal fees	134,900	41,696	93,204
Doctor retention program	130,000	35,544	94,456
Contracted Services	296,634	127,672	168,962
Consulting and engineering	698,662	317,404	381,258
Building repairs and maintenance	147,705	20,116	127,589
Equipment repairs and maintenance	333,639	166,440	167,199
Vehicle repairs and maintenance	198,391	71,902	126,489
Road repairs and maintenance	389,277	247,871	141,406
Damages and deductible costs	341,500	10,900	330,600
Insurance	171,262	134,205	37,057
Other services	287,155	97,790	189,365
	3,576,381	1,452,921	2,123,460



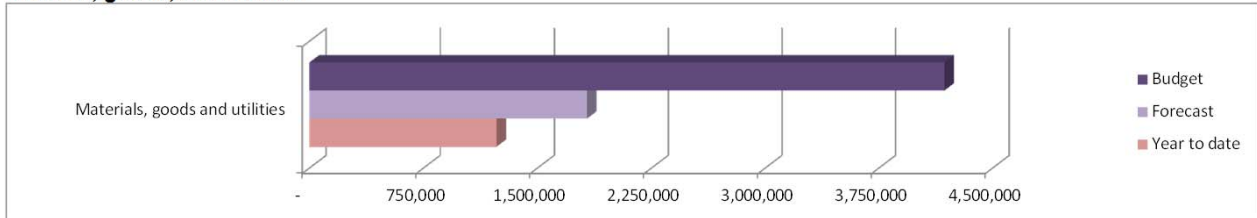
VULCAN COUNTY

QUARTERLY OPERATING REPORT

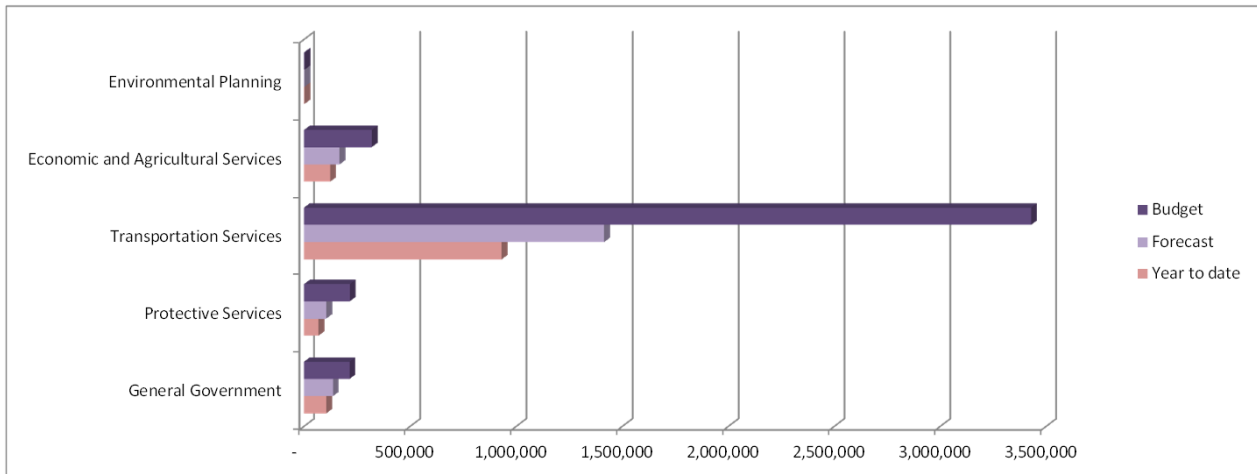
JUNE 30, 2016

Analysis of Expenses by Type - continued

Material, goods, and utilities



<u>Supplement</u>	<u>Budget</u>	<u>Year to date</u>	<u>Remaining</u>
General Government	214,735	104,726	110,009
Protective Services	215,598	67,624	147,974
Transportation Services	3,429,237	932,100	2,497,137
Economic and Agricultural Services	319,120	123,640	195,480
Environmental Planning	3,480	1,697	1,783
	<u>4,182,170</u>	<u>1,229,787</u>	<u>2,952,383</u>



<u>Supplement</u>	<u>Budget</u>	<u>Year to date</u>	<u>Remaining</u>
Parts and supplies	164,550	101,543	63,007
IT hardware and software	293,686	114,643	179,043
Diesel, fuel, and propane	1,363,831	503,925	859,906
Tires	152,610	41,767	110,843
Oil and lubricants	79,277	42,606	36,671
Gravel, pit run, and rip rap	1,294,260	104,855	1,189,405
Herbicides	128,500	51,563	76,937
Utilities	196,680	68,515	128,165
Culverts	104,500	19,483	85,017
Blades	118,580	71,335	47,245
Other goods and materials	285,694	109,549	176,145
	<u>4,182,167</u>	<u>1,229,783</u>	<u>2,952,384</u>



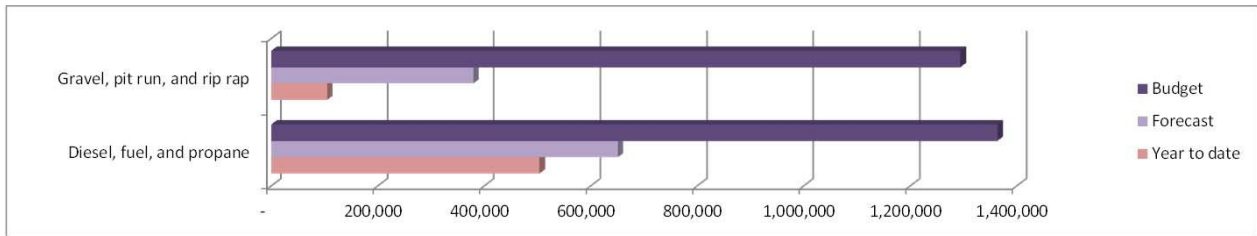
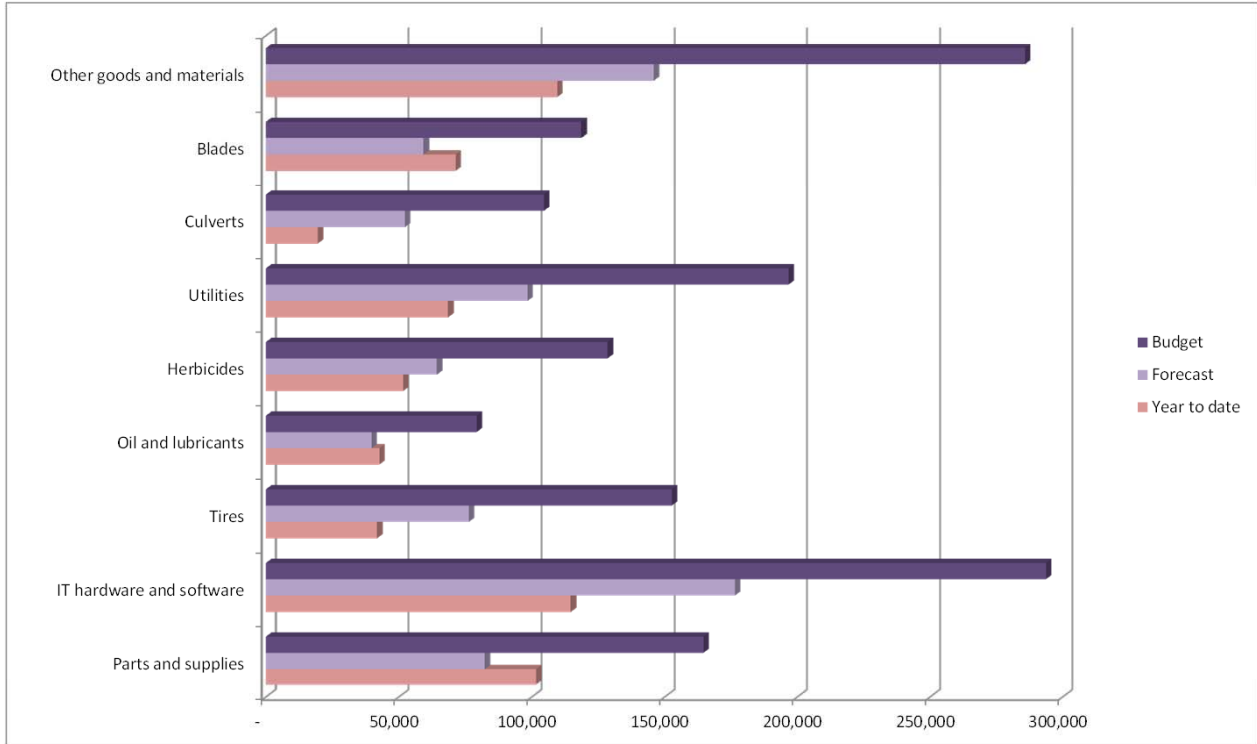
VULCAN COUNTY

QUARTERLY OPERATING REPORT

JUNE 30, 2016

Analysis of Expenses by Type - continued

Material, goods, and utilities - continued



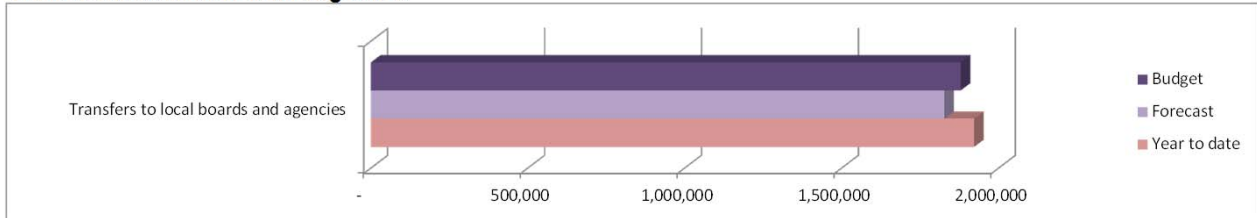
VULCAN COUNTY

QUARTERLY OPERATING REPORT

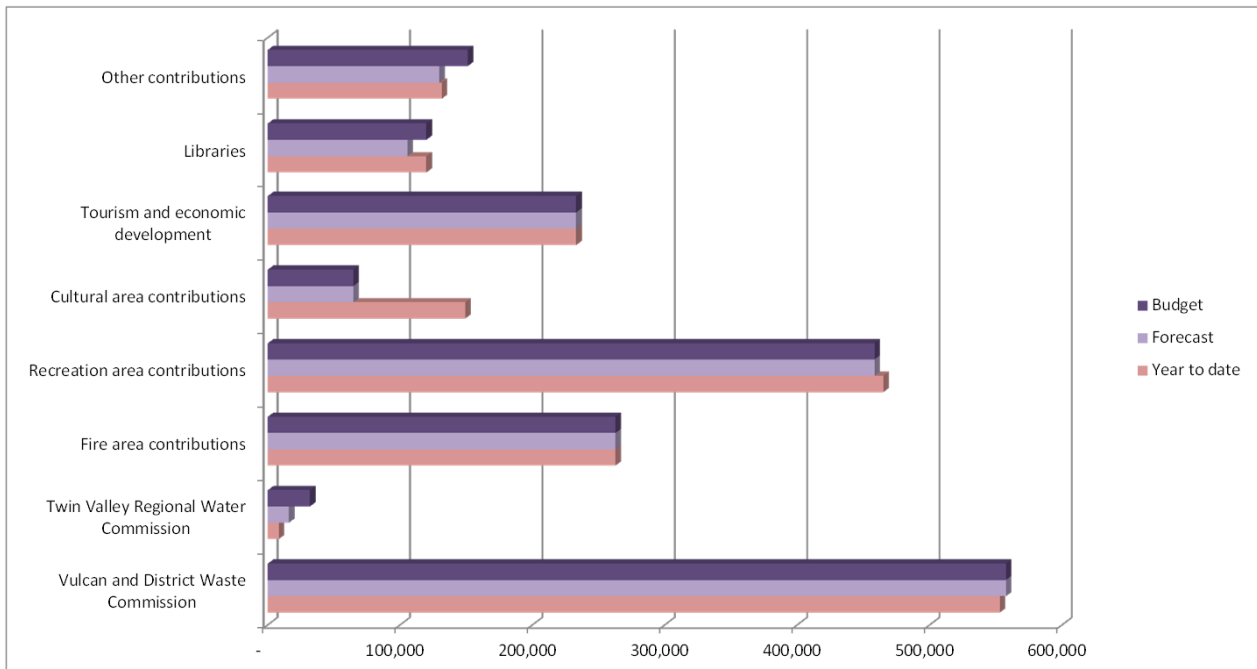
JUNE 30, 2016

Analysis of Expenses by Type - continued

Transfers to local boards and agencies



Supplement	Budget	Year to date	Remaining
Vulcan and District Waste Commission	557,609	552,965	4,644
Twin Valley Regional Water Commission	31,828	8,263	23,565
Fire area contributions	262,700	262,700	-
Recreation area contributions	458,220	465,045	(6,826)
Cultural area contributions	64,687	149,095	(84,408)
Tourism and economic development	233,025	233,025	-
Libraries	119,830	119,808	22
Other contributions	151,026	131,280	19,746
	<u>1,878,924</u>	<u>1,922,181</u>	<u>(43,257)</u>



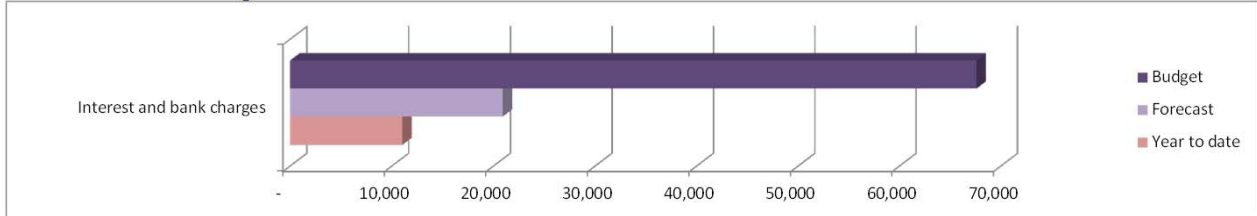
VULCAN COUNTY

QUARTERLY OPERATING REPORT

JUNE 30, 2016

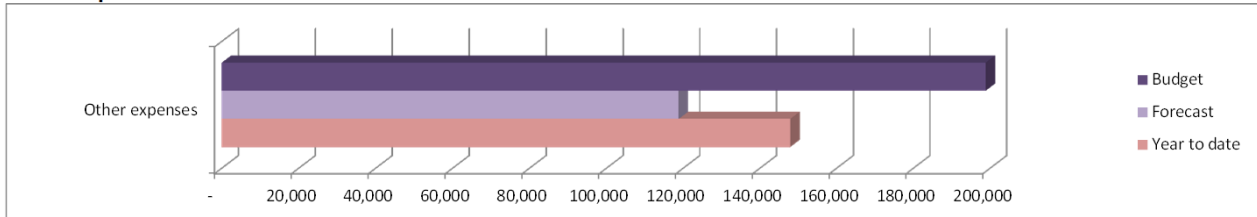
Analysis of Expenses by Type - continued

Interest and bank charges



<u>Supplement</u>	<u>Budget</u>	<u>Year to date</u>	<u>Remaining</u>
Interest and bank charges	67,607	11,040	56,567

Other expenses



<u>Supplement</u>	<u>Budget</u>	<u>Year to date</u>	<u>Remaining</u>
Write-off of uncollectable tax	110,066	144,952	(34,886)
Gravel reclamation	-	-	-
Inventory reduction	-	-	-
Contingency fund	70,000	2,516	67,484
Other expenses	18,795	433	18,362
	<u>198,861</u>	<u>147,901</u>	<u>50,960</u>

